






## DRIVER ID KEYPAD OPERATING INSTRUCTIONS

The Driver ID keypad is used to identify the individual driving the vehicle. The driver ID is a number that can be up to 12 digits. If an incorrect ID is entered then the vehicle will not start.

Step	Description	Result
1	Put the key in the <b>On</b> position. Leave it in the <b>On</b> the position for at least 10 seconds.	
2	Enter driver ID on keypad.	
3	Press the * key. You should hear 2 short beeps.  Note: If the * key is not pressed within 7 seconds you will hear 3 short beeps. You will need to reenter the driver ID.	
4	Start the vehicle.  Note: If the vehicle does not start then repeat steps 1 - 4, but leave the key in the <b>On</b> position for at least 30 seconds. The GPS unit needs to connect to the cellular network before the vehicle can start. Depending on the location of the vehicle this could take longer than normal.	